

Scaled data based on original data using
LM-79-08 Approved Method: Electrical and Photometric Measurements of Solid-
State Lighting Products

Test Report Prepared for
Cooper Lighting Solutions
(formerly Eaton)

Brand: McGRAW-EDISON

Report Number: P226931

Luminaire Tested: **ISW-AF-350-LED-E1-SL3-8030**

Issue Date: 3/3/2020

Test Information

Test Method: LM-79-08
Report Number: P226931
TEST IS SCALED FROM IESNA LM-79-08 TEST DATA (P35946)
Test Lab: INNOVATION CENTER-P3
Issue Date: 3/3/2020
Manufacturer: COOPER LIGHTING SOLUTIONS (FORMERLY EATON)
Product Line: MCGRAW-EDISON
Catalog Number: ISW-AF-350-LED-E1-SL3-8030
Description: IMPACT ELITE LED WEDGE LUMINAIRE
LIGHT SQUARE WITH ACCULED OPTICS-TYPE III W/SPILL CONTROL
Light Source: (16) 3000K CCT, 80 CRI LEDs
Ballast/Driver: ELECTRONIC DRIVER

Summary

Lumens per Lamp: N/A
Luminaire Lumens: 1929.9 lumens
Efficiency: N/A
Efficacy: 96.1 lumens/watt
Luminous Opening: Rectangular (W 0.5' x L: 0.5' x H: 0')
IES Classification: Type II - Short - Semi-Cutoff
BUG Rating: B0 - U1 - G1

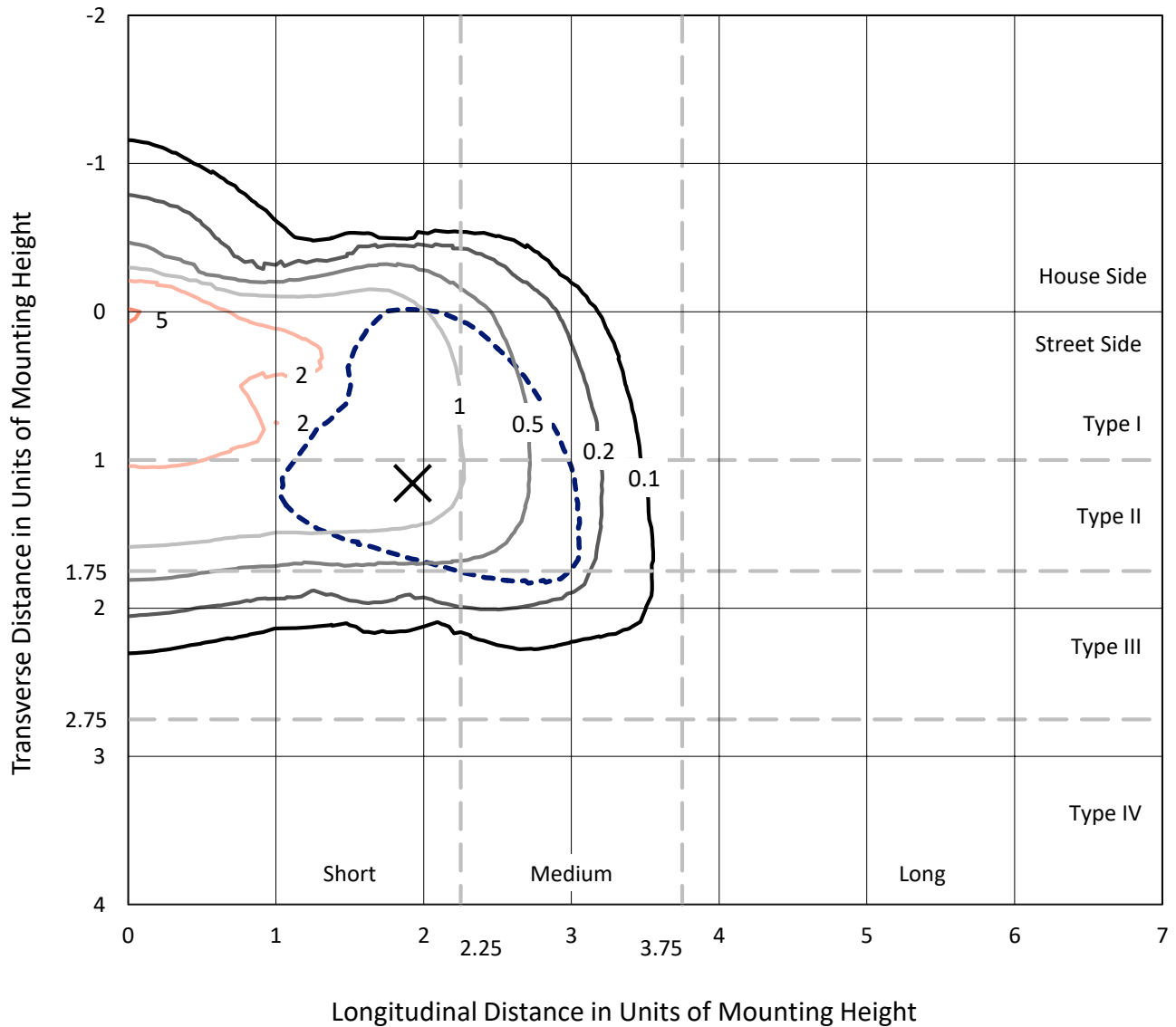
Input Watts (W): 20.09
Input Voltage (V): 120
Input Current (Ain): NR
Voltage Rise (V): NR
Power Factor: NR
Total Harmonic Distortion (THDi): NR
Frequency (hertz): 60
Stabilization Time: NR
Operation Time: NR
Ambient Temperature (°C): NR
Test Distance: 25 FT



REPORT NUMBER: P226931
 CATALOG NUMBER: ISW-AF-350-LED-E1-SL3-8030

Iso-Footcandle Lines of Horizontal Illumination

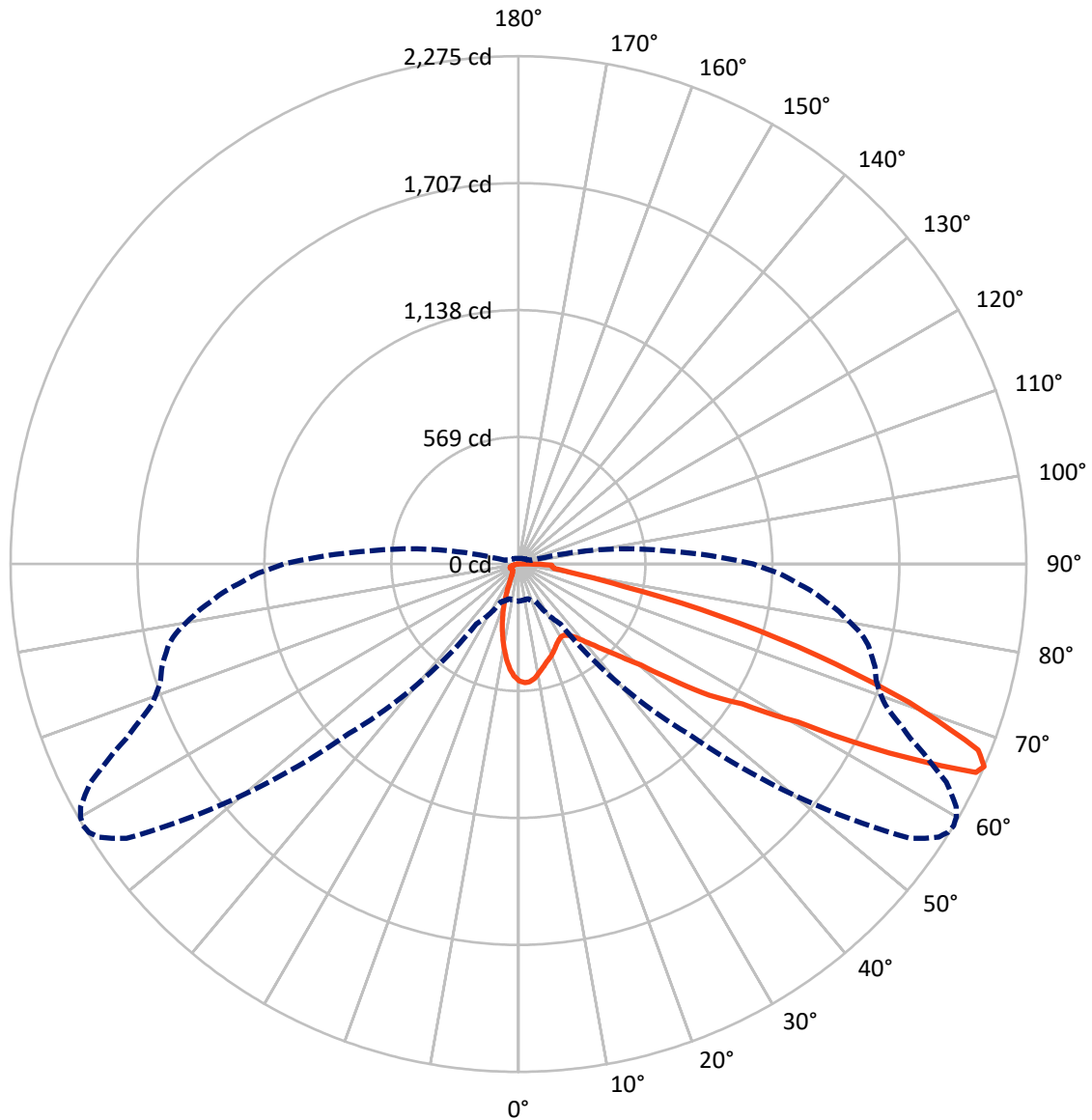
× Max cd
 - - - 1/2 Max cd



Based on 10 foot mounting height. Maximum calculated value = 5.2 fc
 Type II - Short - Semi-Cutoff

REPORT NUMBER: P226931
CATALOG NUMBER: ISW-AF-350-LED-E1-SL3-8030

Luminous Intensity Polar Plot



— Vertical Plane Through 59-Deg Lateral - - - Horizontal Cone Through 66-Deg Vertical

REPORT NUMBER: P226931

CATALOG NUMBER: ISW-AF-350-LED-E1-SL3-8030

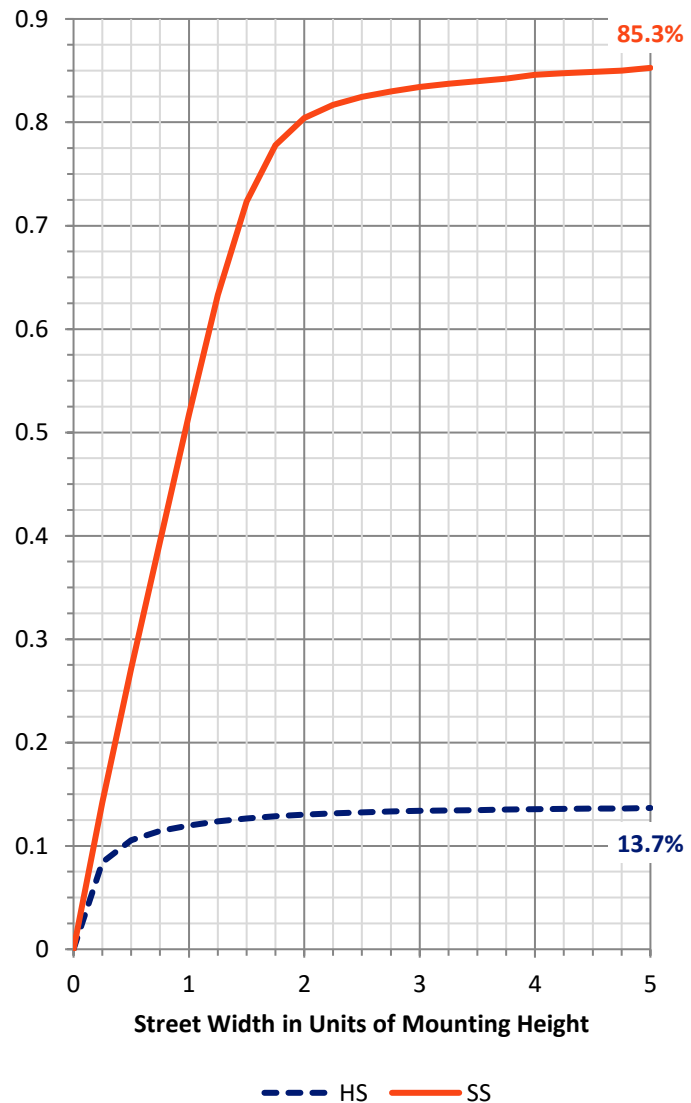
FLUX DISTRIBUTION:

		Downward	Upward	Total
House Side	Lumens	267.8	0.1	267.9
	% Fixture	13.9	0.0	13.9
Street Side	Lumens	1661.3	0.7	1662.1
	% Fixture	86.1	0.0	86.1
Total	Lumens	1929.1	0.8	1929.9
	% Fixture	100.0	0.0	100.0

Coefficient of Utilization

ZONAL LUMENS:

Zone	Lumens	% Fixture
0°-10°	44.7	2.3
10°-20°	94.4	4.9
20°-30°	118.4	6.1
30°-40°	162.0	8.4
40°-50°	260.6	13.5
50°-60°	452.9	23.5
60°-70°	550.3	28.5
70°-80°	205.3	10.6
80°-90°	40.4	2.1
90°-100°	0.8	0.0
100°-110°	0.0	0.0
110°-120°	0.0	0.0
120°-130°	0.0	0.0
130°-140°	0.0	0.0
140°-150°	0.0	0.0
150°-160°	0.0	0.0
160°-170°	0.0	0.0
170°-180°	0.0	0.0
0°-90°	1929.1	100.0
0°-180°	1929.9	100.0



REPORT NUMBER: P226931

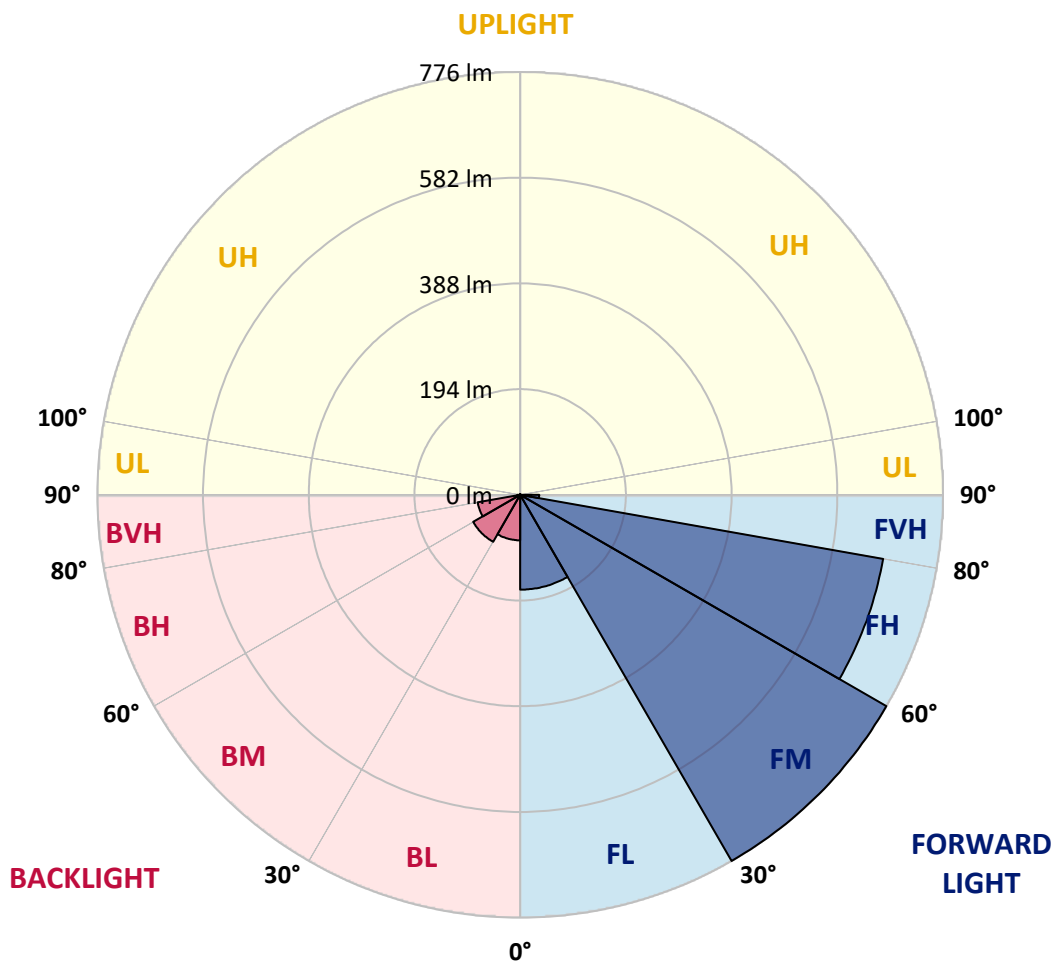
CATALOG NUMBER: ISW-AF-350-LED-E1-SL3-8030

LUMINAIRE CLASSIFICATION SYSTEM LUMEN TABLE AND BUG RATING:

Zone		Lumens	% Fixture	Zone Rating/Lumen Limit		
				B	U	G
FL	(0°-30°)	174.0	9.0			
FM	(30°-60°)	776.1	40.2			
FH	(60°-80°)	676.4	35.0			G1/1800
FVH	(80°-90°)	34.8	1.8			G1/100
BL	(0°-30°)	83.5	4.3	B0/110		
BM	(30°-60°)	99.6	5.2	B0/220		
BH	(60°-80°)	79.2	4.1	B0/110		G0/110
BVH	(80°-90°)	5.5	0.3			G0/10
UL	(90°-100°)	0.8	0.0		U1/10	
UH	(100°-180°)	0.1	0.0		U1/10	

BUG Rating: B0-U1-G1

Type II Short





REPORT NUMBER: P226931

CATALOG NUMBER: ISW-AF-350-LED-E1-SL3-8030

CANDELA DISTRIBUTION (FULL):

	0°	5°	15°	25°	35°	45°	55°	56°	57°	58°	59°
0°	524.3	524.3	524.3	524.3	524.3	524.3	524.3	524.3	524.3	524.3	524.3
2.5°	537.9	536.1	539.4	538.2	539.1	534.7	533.8	532.9	533.5	532.6	532.6
5°	525.2	524.3	528.2	530.2	532.0	531.4	531.1	531.1	531.4	529.3	529.6
7.5°	487.9	487.3	492.6	496.5	505.1	510.1	516.6	516.9	517.5	516.6	518.4
10°	448.3	450.0	454.8	461.0	473.7	481.4	493.8	496.2	497.1	497.4	497.7
12.5°	410.4	408.6	414.5	426.4	443.5	456.0	471.6	472.8	474.3	476.4	478.4
15°	376.7	378.7	383.5	395.9	413.9	431.4	451.8	453.0	456.0	457.7	460.7
17.5°	353.6	353.6	358.9	370.4	387.3	409.5	435.2	437.3	439.7	442.1	445.3
20°	342.0	342.0	344.1	350.9	365.7	387.0	418.1	420.5	424.6	427.3	431.7
22.5°	341.2	340.9	340.6	342.0	350.9	367.5	399.7	403.0	406.5	410.7	414.5
25°	350.6	351.5	348.0	345.6	346.5	354.2	382.3	384.1	390.9	393.5	398.3
27.5°	364.2	365.7	362.8	359.2	353.9	348.8	367.5	370.4	374.9	379.3	385.2
30°	383.8	383.5	383.2	380.8	370.4	354.8	363.1	365.1	369.0	372.5	377.5
32.5°	404.8	407.1	408.9	407.7	397.1	370.4	369.3	371.0	374.6	376.7	379.9
35°	432.0	433.2	440.0	440.0	429.3	398.6	386.7	388.2	390.0	390.9	393.2
37.5°	461.9	466.0	476.1	482.0	465.4	433.5	414.2	414.2	415.1	415.7	417.2
40°	496.5	502.4	516.3	527.6	516.9	477.0	450.3	453.0	452.1	450.9	454.2
42.5°	536.7	543.2	560.1	570.8	564.5	529.3	498.9	497.1	499.7	496.2	497.4
45°	583.5	588.5	605.7	616.9	621.9	593.5	562.5	558.9	558.9	551.2	554.5
47.5°	625.5	627.0	643.5	663.4	679.6	680.2	636.4	634.1	628.5	623.4	622.2
50°	664.6	669.0	679.6	701.2	735.3	764.9	738.2	730.8	724.6	706.0	711.6
52.5°	732.3	740.9	747.7	760.7	801.0	861.0	893.9	882.3	880.8	864.0	860.1
55°	745.0	745.9	768.4	843.6	938.2	981.4	1044.5	1044.2	1048.9	1043.6	1038.6
57.5°	685.3	678.2	715.7	814.9	1005.1	1227.0	1207.8	1209.9	1203.7	1187.4	1182.4
60°	533.8	539.7	580.2	706.6	956.9	1385.6	1512.6	1475.0	1501.9	1459.6	1436.8
62.5°	300.3	293.5	321.0	453.9	785.0	1393.9	1927.7	1931.8	1944.8	1921.2	1865.6
65°	193.8	190.8	188.2	229.6	470.5	1219.3	2157.3	2208.2	2238.7	2251.1	2252.0
66°	166.6	164.2	161.0	187.9	327.8	1074.4	2142.5	2196.9	2245.5	2268.5	2275.4
67.5°	141.7	138.2	137.6	155.6	228.1	833.5	2001.4	2086.9	2129.8	2189.5	2222.1
70°	108.3	106.5	111.8	134.3	175.2	392.3	1594.8	1706.4	1780.3	1827.1	1857.3
72.5°	90.8	90.2	97.6	122.8	166.0	222.5	1116.4	1236.2	1313.4	1358.1	1399.5
75°	71.0	71.6	81.4	117.2	165.1	193.8	648.6	762.8	807.8	878.2	932.0
77.5°	53.3	52.7	60.4	94.7	161.0	196.5	337.0	384.4	433.8	469.6	482.6
80°	37.3	37.9	43.2	65.1	125.5	202.1	210.1	221.0	231.4	242.9	245.3
82.5°	24.9	25.2	32.0	44.7	87.0	192.9	196.2	191.1	183.2	173.1	162.1
85°	15.1	15.7	22.8	30.2	67.5	174.6	203.0	189.7	177.5	164.2	150.9
87.5°	7.7	8.6	13.6	17.8	39.9	86.1	211.3	201.5	184.9	164.5	149.7
90°	2.1	2.1	3.0	4.4	8.0	17.5	53.3	47.9	24.0	45.6	22.5
92.5°	0.0	0.0	0.0	0.0	0.0	0.0	0.0	0.0	0.0	0.0	0.0
95°	0.0	0.0	0.0	0.0	0.0	0.0	0.0	0.0	0.0	0.0	0.0
97.5°	0.0	0.0	0.0	0.0	0.0	0.0	0.0	0.0	0.0	0.0	0.0
100°	0.0	0.0	0.0	0.0	0.0	0.0	0.0	0.0	0.0	0.0	0.0
102.5°	0.0	0.0	0.0	0.0	0.0	0.0	0.0	0.0	0.0	0.0	0.0
105°	0.0	0.0	0.0	0.0	0.0	0.0	0.0	0.0	0.0	0.0	0.0
107.5°	0.0	0.0	0.0	0.0	0.0	0.0	0.0	0.0	0.0	0.0	0.0



REPORT NUMBER: P226931

CATALOG NUMBER: ISW-AF-350-LED-E1-SL3-8030

CANDELA DISTRIBUTION (continued):

	0°	5°	15°	25°	35°	45°	55°	56°	57°	58°	59°
110°	0.0	0.0	0.0	0.0	0.0	0.0	0.0	0.0	0.0	0.0	0.0
112.5°	0.0	0.0	0.0	0.0	0.0	0.0	0.0	0.0	0.0	0.0	0.0
115°	0.0	0.0	0.0	0.0	0.0	0.0	0.0	0.0	0.0	0.0	0.0
117.5°	0.0	0.0	0.0	0.0	0.0	0.0	0.0	0.0	0.0	0.0	0.0
120°	0.0	0.0	0.0	0.0	0.0	0.0	0.0	0.0	0.0	0.0	0.0
122.5°	0.0	0.0	0.0	0.0	0.0	0.0	0.0	0.0	0.0	0.0	0.0
125°	0.0	0.0	0.0	0.0	0.0	0.0	0.0	0.0	0.0	0.0	0.0
127.5°	0.0	0.0	0.0	0.0	0.0	0.0	0.0	0.0	0.0	0.0	0.0
130°	0.0	0.0	0.0	0.0	0.0	0.0	0.0	0.0	0.0	0.0	0.0
132.5°	0.0	0.0	0.0	0.0	0.0	0.0	0.0	0.0	0.0	0.0	0.0
135°	0.0	0.0	0.0	0.0	0.0	0.0	0.0	0.0	0.0	0.0	0.0
137.5°	0.0	0.0	0.0	0.0	0.0	0.0	0.0	0.0	0.0	0.0	0.0
140°	0.0	0.0	0.0	0.0	0.0	0.0	0.0	0.0	0.0	0.0	0.0
142.5°	0.0	0.0	0.0	0.0	0.0	0.0	0.0	0.0	0.0	0.0	0.0
145°	0.0	0.0	0.0	0.0	0.0	0.0	0.0	0.0	0.0	0.0	0.0
147.5°	0.0	0.0	0.0	0.0	0.0	0.0	0.0	0.0	0.0	0.0	0.0
150°	0.0	0.0	0.0	0.0	0.0	0.0	0.0	0.0	0.0	0.0	0.0
152.5°	0.0	0.0	0.0	0.0	0.0	0.0	0.0	0.0	0.0	0.0	0.0
155°	0.0	0.0	0.0	0.0	0.0	0.0	0.0	0.0	0.0	0.0	0.0
157.5°	0.0	0.0	0.0	0.0	0.0	0.0	0.0	0.0	0.0	0.0	0.0
160°	0.0	0.0	0.0	0.0	0.0	0.0	0.0	0.0	0.0	0.0	0.0
162.5°	0.0	0.0	0.0	0.0	0.0	0.0	0.0	0.0	0.0	0.0	0.0
165°	0.0	0.0	0.0	0.0	0.0	0.0	0.0	0.0	0.0	0.0	0.0
167.5°	0.0	0.0	0.0	0.0	0.0	0.0	0.0	0.0	0.0	0.0	0.0
170°	0.0	0.0	0.0	0.0	0.0	0.0	0.0	0.0	0.0	0.0	0.0
172.5°	0.0	0.0	0.0	0.0	0.0	0.0	0.0	0.0	0.0	0.0	0.0
175°	0.0	0.0	0.0	0.0	0.0	0.0	0.0	0.0	0.0	0.0	0.0
177.5°	0.0	0.0	0.0	0.0	0.0	0.0	0.0	0.0	0.0	0.0	0.0
180°	0.0	0.0	0.0	0.0	0.0	0.0	0.0	0.0	0.0	0.0	0.0



REPORT NUMBER: P226931

CATALOG NUMBER: ISW-AF-350-LED-E1-SL3-8030

CANDELA DISTRIBUTION (continued):

	60°	61°	62°	63°	64°	65°	66°	67°	68°	69°	70°
0°	524.3	524.3	524.3	524.3	524.3	524.3	524.3	524.3	524.3	524.3	524.3
2.5°	532.3	532.9	532.3	531.4	532.3	531.4	531.1	530.8	531.1	530.5	530.2
5°	529.6	530.2	530.2	528.4	528.2	529.3	527.6	528.2	527.6	527.0	525.8
7.5°	516.9	517.2	517.5	516.3	517.2	517.2	516.6	516.6	516.0	516.3	515.1
10°	499.2	500.3	501.5	500.9	500.6	503.3	502.1	503.0	503.0	502.1	502.4
12.5°	479.9	482.0	483.5	483.5	484.7	487.6	487.3	487.9	490.3	490.3	489.4
15°	462.2	464.2	466.6	468.4	470.8	472.8	474.3	476.7	477.9	477.9	479.3
17.5°	448.3	451.2	453.9	454.8	458.0	461.6	462.5	465.4	467.2	468.1	469.9
20°	434.7	437.9	441.2	444.1	447.1	451.2	453.3	455.1	458.0	459.8	462.5
22.5°	418.7	423.7	427.8	431.4	436.4	440.0	444.1	447.1	450.6	453.3	455.4
25°	403.6	410.4	416.0	419.6	426.4	431.4	436.4	440.9	445.3	449.2	452.1
27.5°	389.7	397.4	404.2	409.8	417.2	425.2	430.2	437.6	443.5	448.9	452.4
30°	382.9	389.4	396.5	403.0	410.4	420.5	428.7	438.2	445.6	452.4	457.7
32.5°	384.4	390.3	396.5	402.1	409.8	421.0	429.6	440.6	451.5	460.4	467.2
35°	396.2	401.5	405.7	410.7	417.5	426.1	435.2	446.8	460.4	472.2	481.1
37.5°	421.0	422.5	426.7	430.5	434.1	442.1	450.6	460.4	476.1	488.5	500.9
40°	451.8	455.7	459.5	461.3	465.4	470.5	474.3	484.7	498.6	514.8	528.4
42.5°	497.7	499.2	499.7	500.3	501.8	505.4	511.0	520.5	534.1	548.6	563.7
45°	549.2	550.9	552.7	553.6	551.5	553.6	559.5	564.0	577.3	590.9	610.1
47.5°	620.5	615.1	612.5	616.0	614.3	618.7	621.4	624.0	640.0	656.3	672.5
50°	711.9	708.6	704.5	704.8	708.1	705.1	706.9	716.6	722.0	735.6	757.2
52.5°	858.1	848.0	832.3	825.5	829.4	827.0	827.9	830.0	826.4	839.1	857.5
55°	1038.6	1025.5	1015.2	1009.3	987.4	985.6	971.1	965.8	954.2	966.4	962.2
57.5°	1167.3	1159.0	1153.7	1135.9	1125.8	1105.7	1099.8	1092.7	1076.7	1084.7	1091.8
60°	1415.8	1386.2	1376.2	1345.1	1334.7	1315.5	1290.9	1278.8	1270.5	1278.2	1273.5
62.5°	1830.6	1789.5	1781.5	1707.8	1689.8	1645.4	1599.3	1593.0	1567.0	1550.7	1546.9
65°	2235.7	2176.8	2132.7	2052.3	1997.8	1934.5	1864.1	1812.6	1759.6	1733.0	1697.8
66°	2265.9	2242.5	2198.1	2151.1	2071.8	2002.5	1922.7	1867.0	1807.6	1760.8	1730.6
67.5°	2214.4	2202.0	2186.3	2154.3	2104.6	2040.1	1964.4	1893.4	1821.8	1766.7	1718.5
70°	1871.8	1885.4	1903.1	1894.8	1866.4	1841.3	1774.4	1734.8	1680.9	1608.7	1579.1
72.5°	1412.8	1449.2	1436.8	1390.1	1368.2	1350.7	1326.4	1299.8	1222.6	1213.7	1178.8
75°	909.0	896.8	904.8	848.0	809.2	793.3	735.6	711.9	653.9	616.3	587.6
77.5°	479.0	455.4	437.0	387.0	351.2	330.2	302.1	269.0	218.1	215.1	168.7
80°	222.2	204.2	187.6	170.1	152.7	129.6	112.4	91.7	81.1	69.5	64.8
82.5°	150.9	139.4	129.3	117.8	104.4	88.5	76.3	64.8	55.3	49.7	45.3
85°	136.7	124.3	113.0	98.5	84.6	71.3	58.3	48.2	39.4	34.3	31.4
87.5°	132.9	117.5	105.6	89.9	76.3	62.7	50.3	39.1	30.5	24.9	21.3
90°	16.9	18.0	13.0	12.4	5.3	6.8	5.0	3.0	3.3	2.4	2.7
92.5°	0.0	0.0	0.0	0.0	0.0	0.0	0.0	0.0	0.0	0.0	0.0
95°	0.0	0.0	0.0	0.0	0.0	0.0	0.0	0.0	0.0	0.0	0.0
97.5°	0.0	0.0	0.0	0.0	0.0	0.0	0.0	0.0	0.0	0.0	0.0
100°	0.0	0.0	0.0	0.0	0.0	0.0	0.0	0.0	0.0	0.0	0.0
102.5°	0.0	0.0	0.0	0.0	0.0	0.0	0.0	0.0	0.0	0.0	0.0
105°	0.0	0.0	0.0	0.0	0.0	0.0	0.0	0.0	0.0	0.0	0.0
107.5°	0.0	0.0	0.0	0.0	0.0	0.0	0.0	0.0	0.0	0.0	0.0



REPORT NUMBER: P226931

CATALOG NUMBER: ISW-AF-350-LED-E1-SL3-8030

CANDELA DISTRIBUTION (continued):

	60°	61°	62°	63°	64°	65°	66°	67°	68°	69°	70°
110°	0.0	0.0	0.0	0.0	0.0	0.0	0.0	0.0	0.0	0.0	0.0
112.5°	0.0	0.0	0.0	0.0	0.0	0.0	0.0	0.0	0.0	0.0	0.0
115°	0.0	0.0	0.0	0.0	0.0	0.0	0.0	0.0	0.0	0.0	0.0
117.5°	0.0	0.0	0.0	0.0	0.0	0.0	0.0	0.0	0.0	0.0	0.0
120°	0.0	0.0	0.0	0.0	0.0	0.0	0.0	0.0	0.0	0.0	0.0
122.5°	0.0	0.0	0.0	0.0	0.0	0.0	0.0	0.0	0.0	0.0	0.0
125°	0.0	0.0	0.0	0.0	0.0	0.0	0.0	0.0	0.0	0.0	0.0
127.5°	0.0	0.0	0.0	0.0	0.0	0.0	0.0	0.0	0.0	0.0	0.0
130°	0.0	0.0	0.0	0.0	0.0	0.0	0.0	0.0	0.0	0.0	0.0
132.5°	0.0	0.0	0.0	0.0	0.0	0.0	0.0	0.0	0.0	0.0	0.0
135°	0.0	0.0	0.0	0.0	0.0	0.0	0.0	0.0	0.0	0.0	0.0
137.5°	0.0	0.0	0.0	0.0	0.0	0.0	0.0	0.0	0.0	0.0	0.0
140°	0.0	0.0	0.0	0.0	0.0	0.0	0.0	0.0	0.0	0.0	0.0
142.5°	0.0	0.0	0.0	0.0	0.0	0.0	0.0	0.0	0.0	0.0	0.0
145°	0.0	0.0	0.0	0.0	0.0	0.0	0.0	0.0	0.0	0.0	0.0
147.5°	0.0	0.0	0.0	0.0	0.0	0.0	0.0	0.0	0.0	0.0	0.0
150°	0.0	0.0	0.0	0.0	0.0	0.0	0.0	0.0	0.0	0.0	0.0
152.5°	0.0	0.0	0.0	0.0	0.0	0.0	0.0	0.0	0.0	0.0	0.0
155°	0.0	0.0	0.0	0.0	0.0	0.0	0.0	0.0	0.0	0.0	0.0
157.5°	0.0	0.0	0.0	0.0	0.0	0.0	0.0	0.0	0.0	0.0	0.0
160°	0.0	0.0	0.0	0.0	0.0	0.0	0.0	0.0	0.0	0.0	0.0
162.5°	0.0	0.0	0.0	0.0	0.0	0.0	0.0	0.0	0.0	0.0	0.0
165°	0.0	0.0	0.0	0.0	0.0	0.0	0.0	0.0	0.0	0.0	0.0
167.5°	0.0	0.0	0.0	0.0	0.0	0.0	0.0	0.0	0.0	0.0	0.0
170°	0.0	0.0	0.0	0.0	0.0	0.0	0.0	0.0	0.0	0.0	0.0
172.5°	0.0	0.0	0.0	0.0	0.0	0.0	0.0	0.0	0.0	0.0	0.0
175°	0.0	0.0	0.0	0.0	0.0	0.0	0.0	0.0	0.0	0.0	0.0
177.5°	0.0	0.0	0.0	0.0	0.0	0.0	0.0	0.0	0.0	0.0	0.0
180°	0.0	0.0	0.0	0.0	0.0	0.0	0.0	0.0	0.0	0.0	0.0



REPORT NUMBER: P226931

CATALOG NUMBER: ISW-AF-350-LED-E1-SL3-8030

CANDELA DISTRIBUTION (continued):

	71°	72°	73°	74°	75°	76°	77°	78°	79°	80°	81°
0°	524.3	524.3	524.3	524.3	524.3	524.3	524.3	524.3	524.3	524.3	524.3
2.5°	529.6	528.7	529.6	529.3	528.2	528.4	528.7	527.6	527.0	527.0	526.7
5°	524.9	524.3	524.9	524.6	522.8	522.5	522.5	521.6	520.5	519.6	519.0
7.5°	513.7	514.2	514.0	513.1	512.2	512.2	511.3	509.2	508.0	506.8	505.7
10°	500.9	500.9	501.2	500.9	499.5	498.9	497.7	496.5	496.8	493.8	491.5
12.5°	489.7	489.7	489.4	488.8	487.9	487.6	487.6	484.1	483.2	482.3	479.6
15°	479.0	479.6	479.6	479.6	478.1	478.1	476.7	474.3	474.3	471.6	469.0
17.5°	470.8	471.6	471.3	471.6	471.9	470.2	467.5	466.0	464.2	462.8	459.2
20°	463.7	464.2	464.5	464.5	463.7	462.5	460.1	457.7	456.5	453.6	449.2
22.5°	457.1	458.3	458.6	458.6	457.4	456.5	454.2	450.6	448.3	444.7	440.6
25°	454.5	456.0	455.1	455.7	454.5	452.4	449.2	446.2	442.6	438.2	433.8
27.5°	455.4	457.4	456.8	456.5	455.1	453.6	449.4	445.9	441.8	436.4	430.8
30°	460.7	464.2	462.8	461.6	461.3	457.7	453.9	448.9	444.1	437.9	431.4
32.5°	470.8	472.5	472.8	471.9	470.5	467.5	462.2	455.7	450.3	442.9	435.2
35°	487.3	489.1	488.5	488.5	487.0	482.3	475.8	469.3	461.9	453.6	445.6
37.5°	510.4	513.7	513.1	511.9	510.1	504.5	499.5	491.5	483.2	472.2	463.1
40°	539.4	544.4	548.9	548.0	543.8	538.8	534.1	524.9	516.6	504.5	494.4
42.5°	578.5	585.3	590.9	595.0	593.2	586.7	578.5	574.6	562.8	550.3	540.0
45°	628.5	642.7	647.7	652.7	652.7	648.6	646.8	639.1	626.7	610.1	600.3
47.5°	694.4	713.4	719.0	727.6	732.6	728.2	724.9	711.9	703.6	680.8	678.5
50°	774.6	793.6	808.9	819.0	817.5	821.4	813.7	806.3	794.7	776.1	769.6
52.5°	877.0	892.1	906.0	911.9	918.1	917.2	915.5	910.4	895.9	885.9	869.3
55°	982.0	994.5	1011.3	1021.1	1029.1	1027.6	1020.8	1008.7	1011.3	990.3	981.2
57.5°	1101.6	1115.2	1133.5	1142.7	1146.3	1164.3	1159.9	1158.4	1153.4	1146.0	1136.5
60°	1307.2	1311.1	1326.2	1349.2	1377.6	1372.0	1379.1	1383.9	1387.4	1370.8	1369.6
62.5°	1552.2	1556.9	1570.0	1574.7	1578.8	1579.4	1570.0	1570.0	1553.7	1532.4	1515.8
65°	1685.9	1676.2	1667.3	1662.3	1651.3	1641.6	1627.4	1608.1	1580.6	1547.8	1518.2
66°	1705.2	1685.4	1673.8	1661.1	1643.6	1625.6	1608.7	1582.4	1550.1	1511.1	1472.0
67.5°	1686.5	1659.3	1632.4	1613.8	1589.5	1556.9	1527.4	1496.6	1466.1	1412.6	1376.2
70°	1516.4	1483.9	1454.3	1413.4	1375.0	1343.0	1292.1	1238.6	1194.5	1138.3	1102.5
72.5°	1126.1	1087.7	1049.2	991.8	935.9	927.6	863.7	800.7	766.9	721.7	685.3
75°	556.3	507.7	438.8	408.0	363.3	341.5	329.3	283.8	272.8	228.1	227.5
77.5°	157.1	134.9	119.8	104.4	97.9	93.2	76.9	73.7	66.9	65.7	61.8
80°	59.5	56.2	54.7	53.3	51.8	50.9	50.3	47.9	46.7	45.0	44.1
82.5°	42.9	41.7	39.1	38.2	37.0	35.2	34.9	33.4	32.5	30.8	30.2
85°	29.0	27.5	26.0	24.6	24.0	23.7	22.8	22.2	21.6	20.7	20.4
87.5°	19.5	18.0	16.3	15.7	15.4	15.7	16.0	15.4	15.1	14.5	14.2
90°	2.4	3.3	3.0	3.0	3.6	3.0	3.0	3.3	3.0	3.0	2.7
92.5°	0.0	0.0	0.0	0.0	0.0	0.0	0.0	0.0	0.0	0.0	0.0
95°	0.0	0.0	0.0	0.0	0.0	0.0	0.0	0.0	0.0	0.0	0.0
97.5°	0.0	0.0	0.0	0.0	0.0	0.0	0.0	0.0	0.0	0.0	0.0
100°	0.0	0.0	0.0	0.0	0.0	0.0	0.0	0.0	0.0	0.0	0.0
102.5°	0.0	0.0	0.0	0.0	0.0	0.0	0.0	0.0	0.0	0.0	0.0
105°	0.0	0.0	0.0	0.0	0.0	0.0	0.0	0.0	0.0	0.0	0.0
107.5°	0.0	0.0	0.0	0.0	0.0	0.0	0.0	0.0	0.0	0.0	0.0



REPORT NUMBER: P226931
 CATALOG NUMBER: ISW-AF-350-LED-E1-SL3-8030

REPORT N
 CATALOG

CANDELA DISTRIBUTION (continued):

CANDELA

	71°	72°	73°	74°	75°	76°	77°	78°	79°	80°	81°	
110°	0.0	0.0	0.0	0.0	0.0	0.0	0.0	0.0	0.0	0.0	0.0	0°
112.5°	0.0	0.0	0.0	0.0	0.0	0.0	0.0	0.0	0.0	0.0	0.0	2.5°
115°	0.0	0.0	0.0	0.0	0.0	0.0	0.0	0.0	0.0	0.0	0.0	5°
117.5°	0.0	0.0	0.0	0.0	0.0	0.0	0.0	0.0	0.0	0.0	0.0	7.5°
120°	0.0	0.0	0.0	0.0	0.0	0.0	0.0	0.0	0.0	0.0	0.0	10°
122.5°	0.0	0.0	0.0	0.0	0.0	0.0	0.0	0.0	0.0	0.0	0.0	12.5°
125°	0.0	0.0	0.0	0.0	0.0	0.0	0.0	0.0	0.0	0.0	0.0	15°
127.5°	0.0	0.0	0.0	0.0	0.0	0.0	0.0	0.0	0.0	0.0	0.0	17.5°
130°	0.0	0.0	0.0	0.0	0.0	0.0	0.0	0.0	0.0	0.0	0.0	20°
132.5°	0.0	0.0	0.0	0.0	0.0	0.0	0.0	0.0	0.0	0.0	0.0	22.5°
135°	0.0	0.0	0.0	0.0	0.0	0.0	0.0	0.0	0.0	0.0	0.0	25°
137.5°	0.0	0.0	0.0	0.0	0.0	0.0	0.0	0.0	0.0	0.0	0.0	27.5°
140°	0.0	0.0	0.0	0.0	0.0	0.0	0.0	0.0	0.0	0.0	0.0	30°
142.5°	0.0	0.0	0.0	0.0	0.0	0.0	0.0	0.0	0.0	0.0	0.0	32.5°
145°	0.0	0.0	0.0	0.0	0.0	0.0	0.0	0.0	0.0	0.0	0.0	35°
147.5°	0.0	0.0	0.0	0.0	0.0	0.0	0.0	0.0	0.0	0.0	0.0	37.5°
150°	0.0	0.0	0.0	0.0	0.0	0.0	0.0	0.0	0.0	0.0	0.0	40°
152.5°	0.0	0.0	0.0	0.0	0.0	0.0	0.0	0.0	0.0	0.0	0.0	42.5°
155°	0.0	0.0	0.0	0.0	0.0	0.0	0.0	0.0	0.0	0.0	0.0	45°
157.5°	0.0	0.0	0.0	0.0	0.0	0.0	0.0	0.0	0.0	0.0	0.0	47.5°
160°	0.0	0.0	0.0	0.0	0.0	0.0	0.0	0.0	0.0	0.0	0.0	50°
162.5°	0.0	0.0	0.0	0.0	0.0	0.0	0.0	0.0	0.0	0.0	0.0	52.5°
165°	0.0	0.0	0.0	0.0	0.0	0.0	0.0	0.0	0.0	0.0	0.0	55°
167.5°	0.0	0.0	0.0	0.0	0.0	0.0	0.0	0.0	0.0	0.0	0.0	57.5°
170°	0.0	0.0	0.0	0.0	0.0	0.0	0.0	0.0	0.0	0.0	0.0	60°
172.5°	0.0	0.0	0.0	0.0	0.0	0.0	0.0	0.0	0.0	0.0	0.0	62.5°
175°	0.0	0.0	0.0	0.0	0.0	0.0	0.0	0.0	0.0	0.0	0.0	65°
177.5°	0.0	0.0	0.0	0.0	0.0	0.0	0.0	0.0	0.0	0.0	0.0	66°
180°	0.0	0.0	0.0	0.0	0.0	0.0	0.0	0.0	0.0	0.0	0.0	67.5°
												70°
												72.5°
												75°
												77.5°
												80°
												82.5°
												85°
												87.5°
												90°
												92.5°
												95°
												97.5°
												100°
												102.5°
												105°
												107.5°



NUMBER: P226931
NUMBER: ISW-AF-350-LED-E1-SL3-8030

REPORT NUMBER: P
CATALOG NUMBER:

DISTRIBUTION (continued):

CANDELA DISTRIBUTION

82°	83°	84°	85°	86°	87°	88°	89°	90°	95°	105°	110°	82°
524.3	524.3	524.3	524.3	524.3	524.3	524.3	524.3	524.3	524.3	524.3	110°	0.0
526.1	525.2	525.5	524.3	524.0	524.6	524.9	524.9	524.0	518.7	512.5	112.5°	0.0
518.4	516.6	516.3	515.4	514.0	515.7	514.8	513.4	511.6	505.4	493.2	115°	0.0
504.2	503.0	501.5	500.3	499.5	498.9	498.6	497.1	493.8	482.3	461.9	117.5°	0.0
490.6	489.1	487.3	484.7	483.5	481.7	481.7	478.1	475.8	461.3	431.1	120°	0.0
477.3	474.6	473.7	471.9	468.7	467.2	465.1	461.6	458.0	440.6	400.9	122.5°	0.0
467.2	464.5	460.7	459.5	456.0	452.7	450.0	445.3	441.5	418.4	369.3	125°	0.0
456.3	454.2	450.0	447.4	443.5	439.7	435.2	429.3	426.7	397.4	339.1	127.5°	0.0
447.4	442.6	437.9	435.5	430.8	426.4	421.9	414.8	409.5	376.7	307.1	130°	0.0
437.0	432.9	427.8	423.7	417.2	412.2	407.1	399.7	393.2	355.7	274.9	132.5°	0.0
429.9	424.0	418.7	413.9	406.5	400.6	393.5	385.5	379.0	335.5	239.4	135°	0.0
425.8	419.9	413.1	407.1	398.6	391.8	384.1	375.2	366.9	319.3	205.9	137.5°	0.0
424.6	417.5	410.4	403.0	394.1	385.5	376.4	367.5	356.8	303.6	169.5	140°	0.0
428.1	419.6	411.6	402.7	392.3	382.6	373.4	361.9	351.2	290.0	133.7	142.5°	0.0
437.9	427.6	418.4	408.6	396.8	386.1	375.2	362.2	350.3	280.5	102.4	145°	0.0
453.3	443.5	432.9	423.1	409.5	397.7	385.5	371.6	357.4	276.7	77.2	147.5°	0.0
484.4	471.3	460.4	450.0	434.4	422.2	408.3	391.5	375.5	280.2	64.5	150°	0.0
527.9	511.6	501.5	492.4	472.8	459.5	443.5	424.3	406.2	290.3	56.8	152.5°	0.0
587.9	575.5	557.4	543.2	523.4	508.6	490.9	467.8	447.7	304.5	53.0	155°	0.0
663.1	646.8	629.1	614.6	593.0	567.2	548.6	520.8	498.0	326.7	51.2	157.5°	0.0
755.1	735.6	711.6	699.5	669.6	649.5	624.6	594.7	565.7	361.0	52.1	160°	0.0
855.1	834.1	815.5	792.4	765.2	742.7	719.0	687.3	650.9	426.1	55.6	162.5°	0.0
960.7	947.1	929.4	899.5	884.7	856.3	826.1	791.2	764.9	510.7	64.2	165°	0.0
1114.6	1099.8	1097.7	1068.4	1046.0	1020.2	996.5	967.5	936.5	661.0	84.3	167.5°	0.0
1351.3	1335.9	1318.5	1295.7	1269.0	1237.1	1207.8	1168.7	1134.1	811.6	93.8	170°	0.0
1491.6	1463.1	1431.8	1397.2	1358.4	1318.8	1279.4	1229.4	1179.1	820.8	84.6	172.5°	0.0
1479.7	1444.5	1404.6	1357.5	1316.7	1267.9	1225.6	1161.0	1115.2	730.8	68.9	175°	0.0
1435.9	1387.7	1350.1	1306.9	1255.7	1211.9	1167.3	1103.6	1051.3	670.2	63.0	177.5°	0.0
1323.8	1282.7	1230.6	1189.2	1151.3	1098.9	1056.9	997.4	961.3	581.1	56.5	180°	0.0
1058.1	1001.3	957.2	924.9	882.0	834.7	797.4	747.4	715.4	384.6	48.8		
616.3	602.1	552.7	524.9	498.9	460.4	430.8	406.8	364.8	186.4	43.2		
190.0	176.6	174.9	148.5	157.1	134.3	130.8	118.9	118.9	71.6	34.0		
60.7	59.5	57.1	53.9	52.7	52.7	51.2	50.9	48.5	38.5	25.4		
42.9	42.0	41.1	40.2	39.6	39.9	38.8	38.2	37.6	27.8	20.1		
29.6	28.7	26.9	26.9	26.3	26.0	26.3	25.2	24.9	19.5	16.9		
20.1	19.8	19.5	19.2	18.9	18.6	18.3	17.5	16.9	13.6	11.8		
13.3	11.2	10.9	9.5	9.2	8.9	8.3	8.9	9.8	9.8	7.7		
3.0	2.7	3.0	3.0	2.4	2.7	2.7	2.1	2.1	3.0	2.7		
0.0	0.0	0.0	0.0	0.0	0.0	0.0	0.0	0.0	0.0	0.0		
0.0	0.0	0.0	0.0	0.0	0.0	0.0	0.0	0.0	0.0	0.0		
0.0	0.0	0.0	0.0	0.0	0.0	0.0	0.0	0.0	0.0	0.0		
0.0	0.0	0.0	0.0	0.0	0.0	0.0	0.0	0.0	0.0	0.0		
0.0	0.0	0.0	0.0	0.0	0.0	0.0	0.0	0.0	0.0	0.0		
0.0	0.0	0.0	0.0	0.0	0.0	0.0	0.0	0.0	0.0	0.0		
0.0	0.0	0.0	0.0	0.0	0.0	0.0	0.0	0.0	0.0	0.0		
0.0	0.0	0.0	0.0	0.0	0.0	0.0	0.0	0.0	0.0	0.0		
0.0	0.0	0.0	0.0	0.0	0.0	0.0	0.0	0.0	0.0	0.0		

'226931
 ISW-AF-350-LED-E1-SL3-8030

REPORT NUMBER: P226931
 CATALOG NUMBER: ISW-AF-3!

TION (continued):

CANDELA DISTRIBUTION (con

83°	84°	85°	86°	87°	88°	89°	90°	95°	105°		115°	125°
0.0	0.0	0.0	0.0	0.0	0.0	0.0	0.0	0.0	0.0	0°	524.3	524.3
0.0	0.0	0.0	0.0	0.0	0.0	0.0	0.0	0.0	0.0	2.5°	507.1	502.4
0.0	0.0	0.0	0.0	0.0	0.0	0.0	0.0	0.0	0.0	5°	480.2	469.6
0.0	0.0	0.0	0.0	0.0	0.0	0.0	0.0	0.0	0.0	7.5°	443.8	423.1
0.0	0.0	0.0	0.0	0.0	0.0	0.0	0.0	0.0	0.0	10°	402.1	372.2
0.0	0.0	0.0	0.0	0.0	0.0	0.0	0.0	0.0	0.0	12.5°	358.9	320.7
0.0	0.0	0.0	0.0	0.0	0.0	0.0	0.0	0.0	0.0	15°	318.7	268.1
0.0	0.0	0.0	0.0	0.0	0.0	0.0	0.0	0.0	0.0	17.5°	276.4	213.9
0.0	0.0	0.0	0.0	0.0	0.0	0.0	0.0	0.0	0.0	20°	235.8	161.6
0.0	0.0	0.0	0.0	0.0	0.0	0.0	0.0	0.0	0.0	22.5°	190.0	113.3
0.0	0.0	0.0	0.0	0.0	0.0	0.0	0.0	0.0	0.0	25°	139.4	82.3
0.0	0.0	0.0	0.0	0.0	0.0	0.0	0.0	0.0	0.0	27.5°	99.4	65.7
0.0	0.0	0.0	0.0	0.0	0.0	0.0	0.0	0.0	0.0	30°	74.3	55.3
0.0	0.0	0.0	0.0	0.0	0.0	0.0	0.0	0.0	0.0	32.5°	59.5	47.9
0.0	0.0	0.0	0.0	0.0	0.0	0.0	0.0	0.0	0.0	35°	50.6	43.5
0.0	0.0	0.0	0.0	0.0	0.0	0.0	0.0	0.0	0.0	37.5°	45.3	40.5
0.0	0.0	0.0	0.0	0.0	0.0	0.0	0.0	0.0	0.0	40°	42.3	39.1
0.0	0.0	0.0	0.0	0.0	0.0	0.0	0.0	0.0	0.0	42.5°	40.5	37.6
0.0	0.0	0.0	0.0	0.0	0.0	0.0	0.0	0.0	0.0	45°	39.6	36.7
0.0	0.0	0.0	0.0	0.0	0.0	0.0	0.0	0.0	0.0	47.5°	39.1	35.5
0.0	0.0	0.0	0.0	0.0	0.0	0.0	0.0	0.0	0.0	50°	38.5	35.5
0.0	0.0	0.0	0.0	0.0	0.0	0.0	0.0	0.0	0.0	52.5°	38.8	36.1
0.0	0.0	0.0	0.0	0.0	0.0	0.0	0.0	0.0	0.0	55°	40.2	36.1
0.0	0.0	0.0	0.0	0.0	0.0	0.0	0.0	0.0	0.0	57.5°	42.6	36.1
0.0	0.0	0.0	0.0	0.0	0.0	0.0	0.0	0.0	0.0	60°	44.4	36.7
0.0	0.0	0.0	0.0	0.0	0.0	0.0	0.0	0.0	0.0	62.5°	45.0	37.9
0.0	0.0	0.0	0.0	0.0	0.0	0.0	0.0	0.0	0.0	65°	44.4	38.5
0.0	0.0	0.0	0.0	0.0	0.0	0.0	0.0	0.0	0.0	66°	43.8	38.5
0.0	0.0	0.0	0.0	0.0	0.0	0.0	0.0	0.0	0.0	67.5°	42.9	37.9
										70°	40.8	35.5
										72.5°	36.7	32.0
										75°	31.4	25.7
										77.5°	25.4	20.7
										80°	18.9	15.7
										82.5°	13.9	12.1
										85°	9.8	8.6
										87.5°	5.9	5.3
										90°	1.5	1.5
										92.5°	0.0	0.0
										95°	0.0	0.0
										97.5°	0.0	0.0
										100°	0.0	0.0
										102.5°	0.0	0.0
										105°	0.0	0.0
										107.5°	0.0	0.0



REPORT NUMBER: P226931

CATALOG NUMBER: ISW-AF-350-LED-E1-

50-LED-E1-SL3-8030

tinued):

135°	145°	155°	165°	175°	180°
524.3	524.3	524.3	524.3	524.3	524.3
499.2	498.9	491.5	490.0	485.0	487.6
456.8	451.8	438.5	435.8	430.2	428.7
406.2	392.3	381.7	369.9	358.6	364.2
347.1	323.7	300.3	284.9	278.7	276.7
290.9	248.8	219.5	189.4	178.7	182.6
222.8	174.9	135.8	118.4	108.3	106.5
157.1	112.1	94.1	89.7	87.6	87.6
106.5	85.5	78.7	76.6	76.6	76.9
81.1	71.9	68.9	69.2	70.4	70.7
67.2	63.6	62.1	64.2	66.6	66.9
58.0	57.1	57.4	60.1	62.4	62.7
50.9	51.8	53.0	55.3	57.4	58.0
45.9	47.3	48.2	49.7	50.9	51.2
42.3	44.1	43.8	44.7	45.6	45.9
40.2	41.1	40.2	40.8	40.8	41.4
38.5	38.8	37.3	37.6	38.2	38.2
36.7	36.4	34.9	35.5	36.4	36.7
34.9	34.3	33.1	34.3	35.8	36.1
33.4	32.8	32.3	33.7	35.5	35.8
32.8	32.3	31.7	33.7	35.5	35.8
32.8	32.3	31.7	33.1	34.9	35.2
33.1	32.5	31.4	32.8	34.0	34.3
33.4	32.8	30.8	31.7	32.3	32.5
33.4	32.3	30.2	30.5	30.5	30.8
32.8	31.4	29.0	29.0	28.7	28.7
32.8	30.2	27.8	27.2	26.6	26.6
32.5	29.9	27.5	26.6	25.7	25.7
32.0	29.3	26.9	25.7	24.9	24.9
29.9	28.1	25.4	24.3	23.4	23.1
26.6	25.7	23.7	22.8	21.9	21.6
22.5	22.8	21.6	21.0	20.1	19.8
18.9	19.5	18.9	18.6	18.0	17.8
15.1	16.3	15.7	15.7	16.0	15.4
11.5	13.0	12.4	13.0	13.6	12.7
8.0	9.5	9.5	9.8	10.1	9.5
5.0	6.2	5.9	6.2	6.2	5.9
1.2	2.1	1.2	1.8	1.5	1.2
0.0	0.0	0.0	0.0	0.0	0.0
0.0	0.0	0.0	0.0	0.0	0.0
0.0	0.0	0.0	0.0	0.0	0.0
0.0	0.0	0.0	0.0	0.0	0.0
0.0	0.0	0.0	0.0	0.0	0.0
0.0	0.0	0.0	0.0	0.0	0.0
0.0	0.0	0.0	0.0	0.0	0.0
0.0	0.0	0.0	0.0	0.0	0.0
0.0	0.0	0.0	0.0	0.0	0.0

CANDELA DISTRIBUTION (continued):

	115°	125°	135°
110°	0.0	0.0	0.0
112.5°	0.0	0.0	0.0
115°	0.0	0.0	0.0
117.5°	0.0	0.0	0.0
120°	0.0	0.0	0.0
122.5°	0.0	0.0	0.0
125°	0.0	0.0	0.0
127.5°	0.0	0.0	0.0
130°	0.0	0.0	0.0
132.5°	0.0	0.0	0.0
135°	0.0	0.0	0.0
137.5°	0.0	0.0	0.0
140°	0.0	0.0	0.0
142.5°	0.0	0.0	0.0
145°	0.0	0.0	0.0
147.5°	0.0	0.0	0.0
150°	0.0	0.0	0.0
152.5°	0.0	0.0	0.0
155°	0.0	0.0	0.0
157.5°	0.0	0.0	0.0
160°	0.0	0.0	0.0
162.5°	0.0	0.0	0.0
165°	0.0	0.0	0.0
167.5°	0.0	0.0	0.0
170°	0.0	0.0	0.0
172.5°	0.0	0.0	0.0
175°	0.0	0.0	0.0
177.5°	0.0	0.0	0.0
180°	0.0	0.0	0.0

